

8.5" x 11"

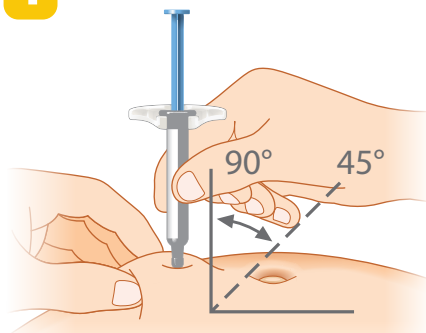
GET TO KNOW YOUR AMJEVITA™ PREFILLED SYRINGE

When you're prescribed AMJEVITA™, you might not know what to expect. The ready-to-use AMJEVITA™ prefilled syringe was designed for simple at-home use. This resource may help with questions about using it.



KEY INJECTION STEPS

1

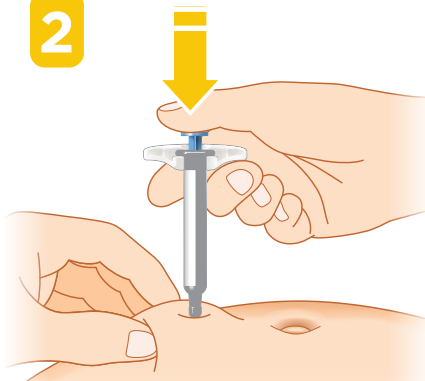


INSERT

the needle into your pinched skin at a 45 to 90-degree angle.

DO NOT place your finger on the plunger rod.

2

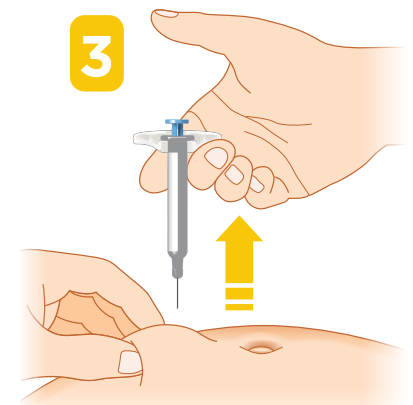


PUSH

the plunger rod all the way down until it stops moving using a slow and constant pressure.

Important! Keep the skin pinched while injecting.

3



REMOVE


the syringe gently from your skin and release your thumb.

Then you're done!

Important:

This resource is intended to provide you with an overview and basic information about the AMJEVITA™ prefilled syringe and does not replace the Instructions for Use. Please review the Instructions for Use included with your prescribed medication with your doctor prior to performing your injection. If you have further questions, please contact your doctor.

The images represent the AMJEVITA™ 40mg/0.8mL prefilled syringe. If you have been prescribed the AMJEVITA™ 20mg/0.4mL prefilled syringe, the plunger rod will be yellow and the label indicates the different dosage.



INJECTION RESOURCES FOR YOU

Are you getting started at home? Feel confident in knowing you have supplemental injection support online, on the phone, or at home.



Instructions For Use

You can find the Instructions For Use at amjevita.com



Injection Overview Video

Hold your smartphone camera over the QR code to access the overview video, or find it at amjevita.com/supportplus/how-to-take-amjevita



Website

Additional information and resources are available to you. Visit amjevita.com



Live Support

Connect with AMJEVITA SupportPlus. Call us at **1-888-8AMJEVITA (1-888-826-5384) Monday to Friday, 8AM-8PM ET**

AMJEVITA™
Support+
Powered by Amgen Support+



Help From Your Doctor

If you have further questions, please contact your doctor.

NAME

PHONE

EMAIL



AMJEVITA™ 40mg/0.8mL
prefilled syringe




AMJEVITA™ 20mg/0.4mL
prefilled syringe

Please see accompanying AMJEVITA™ full Prescribing Information, including Medication Guide and Instructions for Use.



© 2023 Amgen Inc.
All rights reserved. Not for Reproduction. USA-501-80046

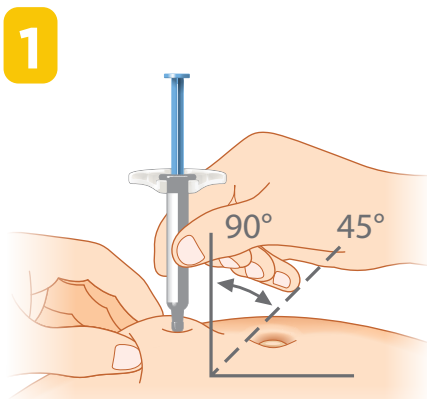


GET TO KNOW YOUR AMJEVITA™ PREFILLED SYRINGE

When you're prescribed AMJEVITA™, you might not know what to expect. The ready-to-use AMJEVITA™ prefilled syringe was designed for simple at-home use. This resource may help with questions about using it.



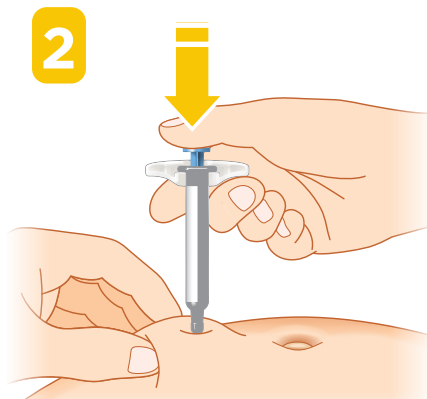
KEY INJECTION STEPS



INSERT

the needle into your pinched skin at a 45 to 90-degree angle.

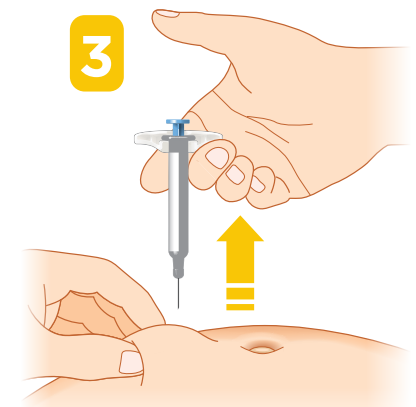
DO NOT place your finger on the plunger rod.



PUSH

the plunger rod all the way down until it stops moving using a slow and constant pressure.

Important! Keep the skin pinched while injecting.



REMOVE

the syringe gently from your skin and release your thumb.

Then you're done!

Important:

This resource is intended to provide you with an overview and basic information about the AMJEVITA™ prefilled syringe and does not replace the Instructions for Use. Please review the Instructions for Use included with your prescribed medication with your doctor prior to performing your injection. If you have further questions, please contact your doctor.

The images represent the AMJEVITA™ 40mg/0.8mL prefilled syringe. If you have been prescribed the AMJEVITA™ 20mg/0.4mL prefilled syringe, the plunger rod will be yellow and the label indicates the different dosage.



INJECTION RESOURCES FOR YOU

Are you getting started at home? Feel confident in knowing you have supplemental injection support online, on the phone, or at home.



Instructions For Use

You can find the Instructions For Use at [amjevita.com](https://www.amjevita.com)



Injection Overview Video

Hold your smartphone camera over the QR code to access the overview video, or find it at [amjevita.com/supportplus/how-to-take-amjevita](https://www.amjevita.com/supportplus/how-to-take-amjevita)



Website

Additional information and resources are available to you. Visit [amjevita.com](https://www.amjevita.com)



Live Support

Connect with AMJEVITA SupportPlus. Call us at **1-888-8AMJEVITA (1-888-826-5384) Monday to Friday, 8AM-8PM ET**

AMJEVITA™
Support+
Powered by Amgen Support+



Help From Your Doctor

If you have further questions, please contact your doctor.

NAME

PHONE

EMAIL



AMJEVITA™ 40mg/0.8mL
prefilled syringe



AMJEVITA™ 20mg/0.4mL
prefilled syringe

Please click for [AMJEVITA™ full Prescribing Information, including Medication Guide and Instructions for Use.](#)



© 2023 Amgen Inc.
All rights reserved. Not for Reproduction. USA-501-80046

